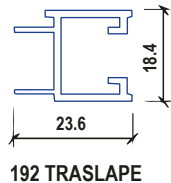
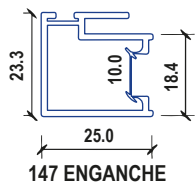
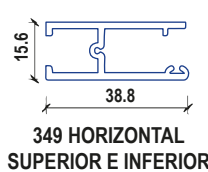
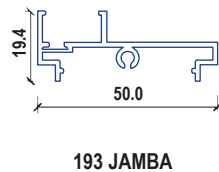
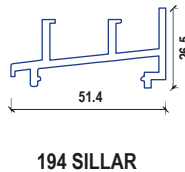
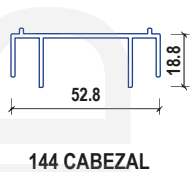
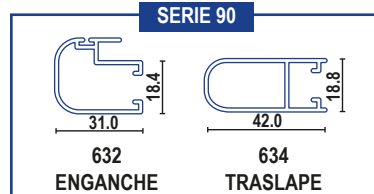
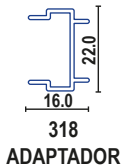
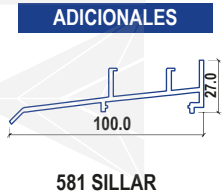
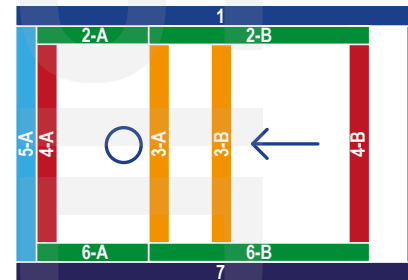
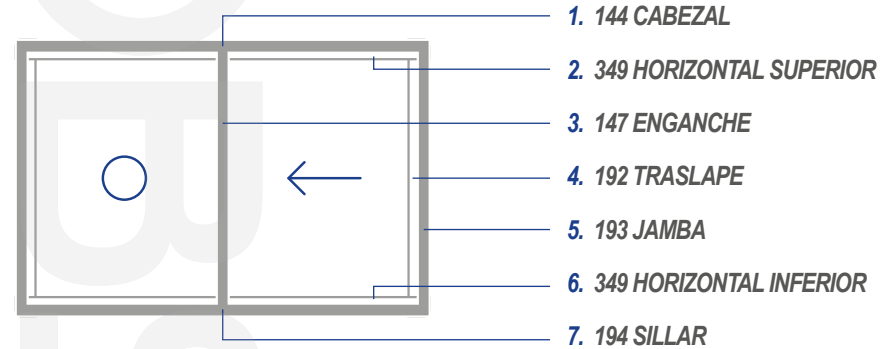


Sistemas Arquitectónicos | 5020




PERFILERÍA EN VENTANA 5020 (VISTA EXTERIOR)



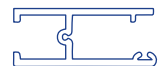
DESPIECE PERFILES VENTANA CORREDIZA 5020 (MARCO CON DOS NAVES UNA FIJA Y UNA CORREDIZA)

- 1. 144 CABEZAL
- 2-A. 349 HORIZONTAL SUPERIOR
- 2-B. 349 HORIZONTAL SUPERIOR
- 3-A. 147 ENGANCHE
- 3-B. 147 ENGANCHE
- 4-A. 192 TRASLAPE
- 4-B. 192 TRASLAPE
- 5-A. 193 JAMBA
- 5-B. 193 JAMBA
- 6-A. 349 HORIZONTAL INFERIOR
- 6-B. 349 HORIZONTAL INFERIOR
- 7. 194 SILLAR

○ FIJA ← CORREDIZA



VENTANA 5020 FÍSICA



NOTA: PARA EL HORIZONTAL SUPERIOR E INFERIOR SE USA EL MISMO PERFIL

► Todas las medidas sujetas a modificación por fabricación